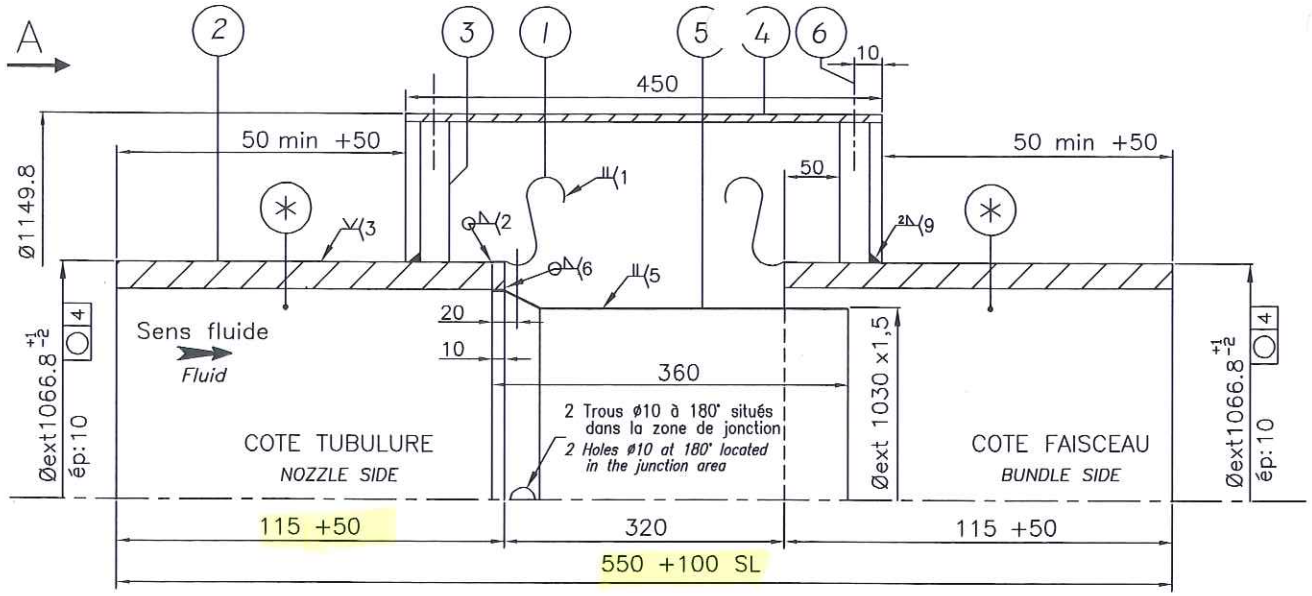

SOUDURES LONGITUDINALES SOUFFLETS 100 %
LONGITUDINAL WELDS OF BELLOWS 100%

SOUDURES LONGITUDINALES CORPS 100 %
LONGITUDINAL WELDS OF SHELL 100%

Note de calcul *Calculation sheet* NC_01555_A	Demarrage *Starting*			Service *Operating*			Urgence *Emergency*
	Design	*decoking*	*Regen.*	*Design*	*decoking*	*Regen.*	*Design*
Pression de calcul int. *Internal design pressure*	1 bar			1 bar			1 bar
Pression de calcul ext. *External design pressure*	1 bar			1 bar			1 bar
Temperature de calcul *Design temperature*	300 °C			300 °C			300 °C
Mouvement axial *Axial movement*	−11.2 mm			±0.6 mm			−21.5 mm
Mouvement latéral *Lateral movement*	2.6 mm			±0.1 mm			5 mm
Nombre de cycles *Number of cycles*	200			3000			200
Pression d'epreuve *Test pressure*	1.5 bar						

Désalignement latéral au montage : 10mm
Lateral preset : 10mm

⊛ Marquage suivant specifications ALFA LAVAL PACKINOX
Tagging according ALFA LAVAL PACKINOX'S specifications

Visa	Date
BON POUR FABRICATION *REF FOR FABRICATION* C. LECYER	04/02/2015

Par ... ce visa ou clause does not relieve the supplier of his ... obligations with respect to the contract

REF PACKINOX : DXDSCPA0001ZCI401 REV B

REP. *Item*	NB *Nb*	DESIGNATION *Designation*	MATIERE *Material*	OBSERVATIONS *Remarks*
6	8	VIS M6 / *SCREW M6*	A2	
5	1	FOURREAU / *INTERNAL SLEEVE*	SA240/240M 304L	dev: 3231x360x1.5
4	2	1/2 CAPOT / *1/2 EXTERNAL SHROUD*	INOX	PF_4_26238 à retirer après montage *To be removed after mounting*
3	8	SUPPORT CAPOT / *SUPPORT SHROUD* Rond Ø10 lg : 40 mm	304L	1 Ø M6 prof:15
2	1+1	EMBOUT / *WELDING END*	SA240/240M 304L Classification n° 3 According to SESFASA0001	dev: 3317x165x10 dev: 3317x165x10
1	1	NOMBRE D'ONDES / *Number of convolutions* 7; EPAISSEUR / *Thickness* 0.8 mm; HAUTEUR ONDE / *Depth* 38 mm; Ø EXT VIROLE / *External Ø of shell* 1058 mm	SA240 304L	*U-105AB07108 / 03803*

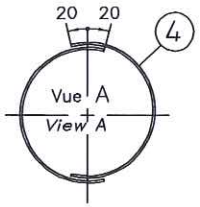

Masse : 131 Kg
Weight

1 Bar = 0.1 N/mm²

REV. *Rev.*	DATES *Dates*	MODIFICATIONS *Revision*	DESSINE *Drawn by*	VERIFIE *Checked by*	APPROUVE *Approved by*
D					
C					
B	27/01/15	Longueur appareil *Expansion joint length*	C.SANCHEZ	G.BELLEMIN	M.MICHETTI
A	22/01/15	1ère EMISSION *Initial issue*	C.SANCHEZ	G.BELLEMIN	M.MICHETTI

SFZ S.A.S Compensateurs de Dilatation et Tuyauteries Métalliques Flexibles
8, rue des Frères Lumière. 69680 CHASSIEU.
Tél: 00.33.(0)4.72.47.62.00
Télécopie: 00.33.(0)4.72.47.62.02

CLIENT *Customer* Alfa Laval Packinox — Your Flexible Solutions Partner

FABRICATION *Info:* Q: 1

DESIGNATION *Designation* Rep./ *Item.* N1
COMPENSATEUR DN 1050
EXPANSION JOINT ND 42 "

REFERENCE *Mention* 1U105AB07108EMEMT___NS0

Ce document est la propriété de SFZ. Il ne peut être reproduit et / ou communiqué sans autorisation.
This document belongs to SFZ. It cannot be reproduced and / or transmitted without authorisation.

Echelle *Scale*

PLAN N° *Drawing N°* PC 01555 A B — Révision *Revision*

SFZ se reserve le droit d'apporter toute modification à ce document dans le cadre des specifications techniques / *SFZ keeps the right to modify this document according to the technical specifications.*

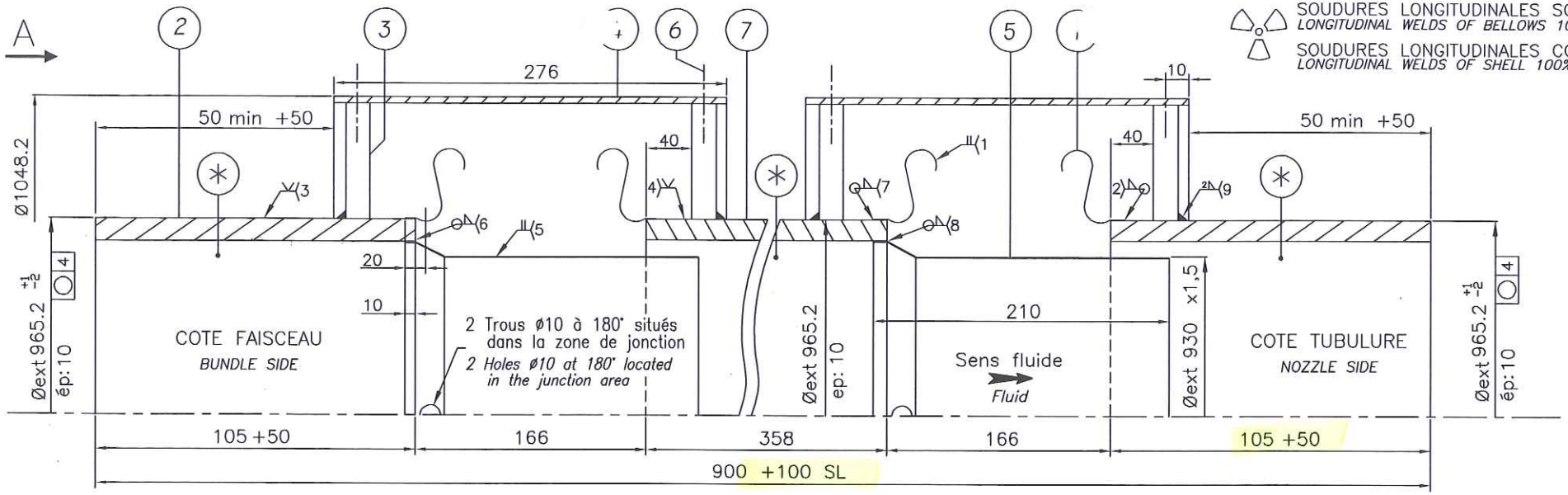

Marquage suivant specifications ALFA LAVAL PACKINOX
Tagging according ALFA LAVAL PACKINOX'S specifications

Note de calcul *Calculation sheet* NC_01555_B	Demarrage *Starting*			Service *Operating*			Urgence *Emergency*
	Design	*decoking*	*Regen.*	*Design*	*decoking*	*Regen.*	*Design*
Pression de calcul int. *Internal design pressure*	10 bar			10 bar			10 bar
Pression de calcul ext. *External design pressure*	2.5 bar			2.5 bar			2.5 bar
Temperature de calcul *Design temperature*	300 °C			300 °C			300 °C
Mouvement axial *Axial movement*	−4.5 mm			±0.3 mm			−8.5 mm
Mouvement latéral *Lateral movement*	6.4 mm			±0.4 mm			12.3 mm
Nombre de cycles *Number of cycles*	200			3000			200
Pression d'epreuve *Test pressure*	15 bar						

Désalignement latéral au montage : 10mm
Lateral preset : 10mm

REP. *Item*	NB *Nb*	DESIGNATION *Designation*	MATIERE *Material*	OBSERVATIONS *Remarks*
7	1	MANCHETTE / *INTERMEDIATE PIPE*	SA240/240M 304L Classification n° 3 According to SESFASA0001	dev: 2998x358x10
6	16	VIS M6 / *SCREW M6*	A2	
5	2	FOURREAU / *INTERNAL SLEEVE*	SA240/240M 304L	dev: 2917x210x1.5
4	4	1/2 CAPOT / *1/2 EXTERNAL SHROUD*	INOX	PF_4_26239 à retirer après montage *To be removed after mounting*
3	16	SUPPORT CAPOT / *SUPPORT SHROUD* Rond Ø10 lg : 40 mm	304L	1 Ø M6 prof:15
2	1+1	EMBOUT / *WELDING END*	SA240/240M 304L Classification n° 3 According to SESFASA0001	dev: 2998x155x10 dev: 2998x155x10
1	2	NOMBRE D'ONDES / *Number of convolutions* 4 EPAISSEUR / *Thickness* 2.5 mm HAUTEUR ONDE / *Depth* 37 mm Ø EXT VIROLE / *External Ø of shell* 954 mm	SA240 304L	*U-095AB04125 / 03703*

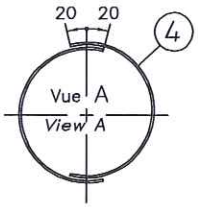

Masse *Weight* : 236 Kg

1 Bar = 0.1 N/mm²

	Visa	Date
BON POUR FABRICATION *RELEASED FOR FABRICATION*	C. LECLER	04/02/2015

Purchaser review or release does not relieve the supplier of his obligations with respect to the contract

REF PACKINOX : DXDSCPA0002ZCI401 REV B

REV. *Rev.*	DATES *Dates*	MODIFICATIONS *Revision*	DESSINE *Drawn by*	VERIFIE *Checked by*	APPROUVE *Approuved by*
D					
C					
B	27/01/15	Longueur appareil *Expansion joint length*	C.SANCHEZ	G.BELLEMIN	M.MICHETTI
A	22/01/15	1ère EMISSION *Initial Issue*	C.SANCHEZ	G.BELLEMIN	M.MICHETTI

SFZ S.A.S Compensateurs de Dilatation et Tuyauteries Métalliques Flexibles
8, rue des Frères Lumière. 69680 CHASSIEU.
Tél: 00.33.(0)4.72.47.62.00
Télécopie: 00.33.(0)4.72.47.62.02

CLIENT *Customer* Alfa Laval Packinox

Your Flexible Solutions Partner

FABRICATION *Info:* Q: 1

DESIGNATION *Designation* Rep./ *Item.* N2
COMPENSATEUR DN 950
EXPANSION JOINT ND 38 "

REFERENCE *Mention* 2U095AB04215EMEMT___NSO

Ce document est la propriété de SFZ. Il ne peut être reproduit et / ou communiqué sans autorisation.
This document belongs to SFZ. It cannot be reproduced and / or transmitted without authorization.

Echelle *Scale*

PLAN N° *Drawing N°* PC 01555 Révision *Revision* B

SFZ se reserve le droit d'apporter toute modification à ce document dans le cadre des specifications techniques / *SFZ keeps the right to modify this document according to the technical specifications.*

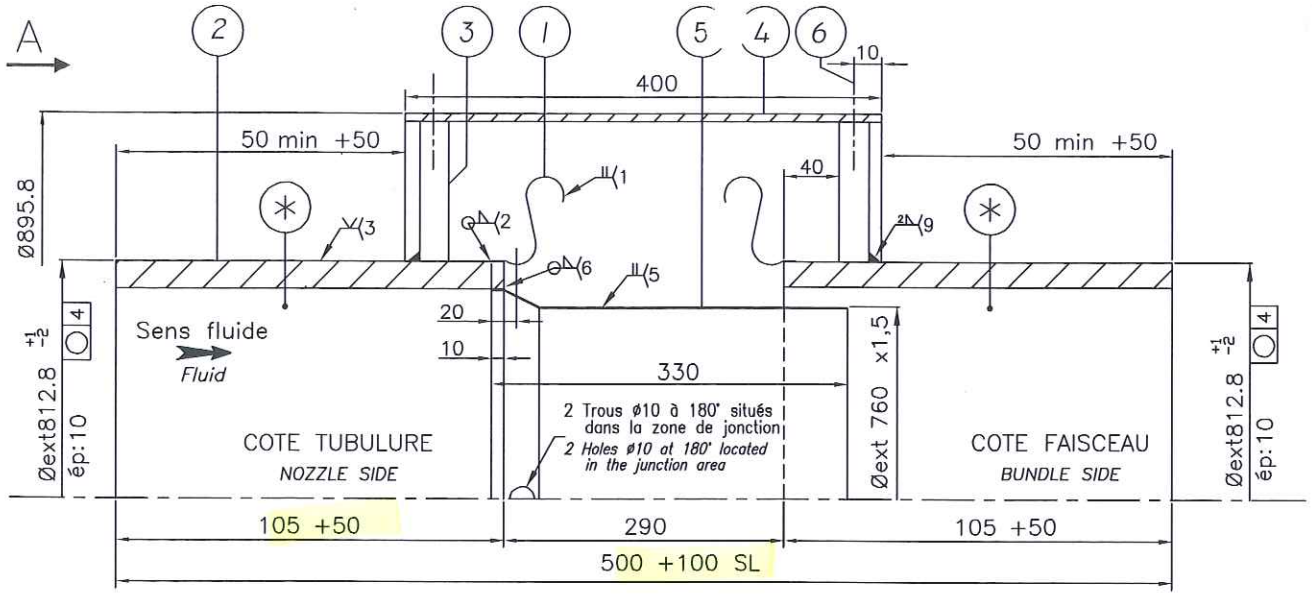

SOUDURES LONGITUDINALES SOUFFLETS 100 %
LONGITUDINAL WELDS OF BELLOWS 100%

SOUDURES LONGITUDINALES CORPS 100 %
LONGITUDINAL WELDS OF SHELL 100%

Note de calcul *Calculation sheet* NC_01555_C	Demarrage *Starting*			Service *Operating*			Urgence *Emergency*
	Design	*decoking*	*Regen.*	*Design*	*decoking*	*Regen.*	*Design*
Pression de calcul int. *Internal design pressure*	10 bar			10 bar			10 bar
Pression de calcul ext. *External design pressure*	2.5 bar			2.5 bar			2.5 bar
Temperature de calcul *Design temperature*	300 °C			300 °C			300 °C
Mouvement axial *Axial movement*	−5.8 mm			±0.3 mm			−11.1 mm
Mouvement latéral *Lateral movement*	0.2 mm			±0 mm			0.5 mm
Nombre de cycles *Number of cycles*	200			3000			200
Pression d'epreuve *Test pressure*	15 bar						

Désalignement latéral au montage : 10mm
Lateral preset : 10mm

⊛ Marquage suivant specifications ALFA LAVAL PACKINOX
Tagging according ALFA LAVAL PACKINOX'S specifications

Visa	Date
BON POUR FABRICATION *RELEASED FOR FABRICATION*	C.VECIER 04/02/2015

Purchaser review or release does not relieve the supplier of his obligations with regard to this contract

REF PACKINOX : DXDSCPA0003ZCI401 REV B

REP. *Item*	NB *Nb*	DESIGNATION *Designation*	MATIERE *Material*	OBSERVATIONS *Remarks*
6	8	VIS M6 / *SCREW M6*	A2	
5	1	FOURREAU / *INTERNAL SLEEVE*	SA240/240M 304L	dev: 2383x330x1.5
4	2	1/2 CAPOT / *1/2 EXTERNAL SHROUD*	INOX	PF_4_26240 à retirer après montage *To be removed after mounting*
3	8	SUPPORT CAPOT / *SUPPORT SHROUD* Rond Ø10 lg : 40 mm	304L	1 Ø M6 prof:15
2	1+1	EMBOUT / *WELDING END*	SA240/240M 304L Classification n° 3 According to SESFASA0001	dev: 2519x155x10 dev: 2519x155x10
1	1	NOMBRE D'ONDES / *Number of convolutions* 7; EPAISSEUR / *Thickness* 2.5 mm; HAUTEUR ONDE / *Depth* 37 mm; Ø EXT VIROLE / *External Ø of shell* 815 mm	SA240 304L	*U-081AB07125 / 03703*

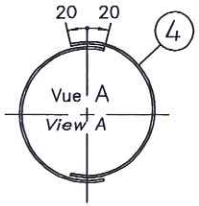

Masse *Weight* : 125 Kg

1 Bar = 0.1 N/mm²

REV. *Rev.*	DATES *Dates*	MODIFICATIONS *Revision*	DESSINE *Drawn by*	VERIFIE *Checked by*	APPROUVE *Approuved by*
D					
C					
B	27/01/15	Longueur appareil *Expansion joint length*	C.SANCHEZ	G.BELLEMIN	M.MICHETTI
A	22/01/15	1ère EMISSION *Initial issue*	C.SANCHEZ	G.BELLEMIN	M.MICHETTI

SFZ S.A.S Compensateurs de Dilatation et Tuyauteries Métalliques Flexibles
8, rue des Frères Lumière. 69680 CHASSIEU.
Tél: 00.33.(0)4.72.47.62.00
Télécopie: 00.33.(0)4.72.47.62.02

CLIENT *Customer* Alfa Laval Packinox

Your Flexible Solutions Partner

FABRICATION *Info:* Q: 1

DESIGNATION *Designation* Rep./ *Item.* N4A
COMPENSATEUR DN 800
EXPANSION JOINT ND 32 "

REFERENCE *Mention* 1U081AB07125EMEMT___NSO

Ce document est la propriété de SFZ. Il ne peut être reproduit et / ou communiqué sans autorisation.
This document belongs to SFZ. It cannot be reproduced and / or transmitted without authorisation.

Echelle *Scale*

PLAN N° *Drawing N°* PC 01555 Révision *Revision* C B

SFZ se reserve le droit d'apporter toute modification à ce document dans le cadre des specifications techniques / *SFZ keeps the right to modify this document according to the technical specifications.*

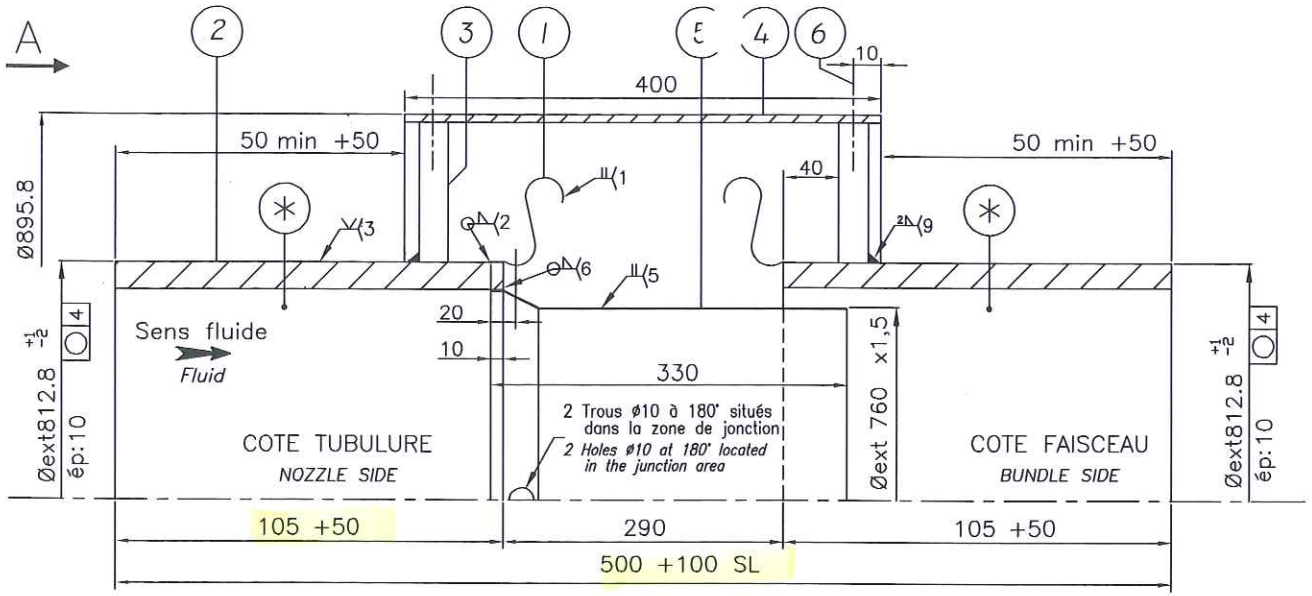

SOUDURES LONGITUDINALES SOUFFLETS 100 %
LONGITUDINAL WELDS OF BELLOWS 100%

SOUDURES LONGITUDINALES CORPS 100 %
LONGITUDINAL WELDS OF SHELL 100%

Note de calcul *Calculation sheet* NC_01555_C	Demarrage *Starting*			Service *Operating*			Urgence *Emergency*
	Design	*decoking*	*Regen.*	*Design*	*decoking*	*Regen.*	*Design*
Pression de calcul int. *Internal design pressure*	10 bar			10 bar			10 bar
Pression de calcul ext. *External design pressure*	2.5 bar			2.5 bar			2.5 bar
Temperature de calcul *Design temperature*	300 °C			300 °C			300 °C
Mouvement axial *Axial movement*	−5.8 mm			±0.3 mm			−11.1 mm
Mouvement latéral *Lateral movement*	0.2 mm			±0 mm			0.5 mm
Nombre de cycles *Number of cycles*	200			3000			200
Pression d'epreuve *Test pressure*	15 bar						

Désalignement latéral au montage : 10mm
Lateral preset : 10mm

⊛ Marquage suivant specifications ALFA LAVAL PACKINOX
Tagging according ALFA LAVAL PACKINOX'S specifications

6	8	VIS M6 / *SCREW M6*	A2	
5	1	FOURREAU / *INTERNAL SLEEVE*	SA240/240M 304L	dev: 2383x330x1.5
4	2	1/2 CAPOT / *1/2 EXTERNAL SHROUD*	INOX	PF_4_26240 à retirer après montage *To be removed after mounting*
3	8	SUPPORT CAPOT / *SUPPORT SHROUD* Rond Ø10 lg : 40 mm	304L	1 Ø M6 prof:15
2	1+1	EMBOUT / *WELDING END*	SA240/240M 304L Classification n° 3 According to SESFASA0001	dev: 2519x155x10 dev: 2519x155x10
1	1	NOMBRE D'ONDES / *Number of convolutions* 7; EPAISSEUR / *Thickness* 2.5 mm; HAUTEUR ONDE / *Depth* 37 mm; Ø EXT VIROLE / *External Ø of shell* 815 mm	SA240 304L	*U-081AB07125 / 03703*
REP. *Item*	NB *Nb*	DESIGNATION *Designation*	MATIERE *Material*	OBSERVATIONS *Remarks*

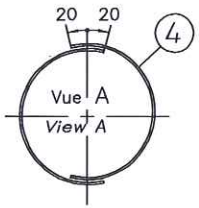

Masse : 125 Kg
Weight

1 Bar = 0.1 N/mm²

BON POUR FABRICATION *Fit for fabrication*	Visa	Date
	C. LECLER	06/02/2015

This drawing review or release does not relieve the supplier of his obligations with respect to the contract

REF PACKINOX : DXDSCPA0004ZCI401 REV B

REV. *Rev.*	DATES *Dates*	MODIFICATIONS *Revision*	DESSINE *Drawn by*	VERIFIE *Checked by*	APPROUVE *Approved by*
D					
C					
B	27/01/15	Longueur appareil *Expansion joint length*	C.SANCHEZ	G.BELLEMIN	M.MICHETTI
A	22/01/15	1ère EMISSION *Initial issue*	C.SANCHEZ	G.BELLEMIN	M.MICHETTI

SFZ S.A.S Compensateurs de Dilatation et Equipements Métalliques Flexibles
8, rue des Frères Lumière. 69680 CHASSIEU.
Tél: 00.33.(0)4.72.47.62.00
Télécopie: 00.33.(0)4.72.47.62.02

CLIENT *Customer* Alfa Laval Packinox

Your Flexible Solutions Partner

FABRICATION *Info:* Q: 1

DESIGNATION *Designation* Rep./ *Item.* N4B
COMPENSATEUR DN 800
EXPANSION JOINT ND 32 "

REFERENCE *Mention* __1U081AB07125EMEMT___NSO

Ce document est la propriété de SFZ. Il ne peut être reproduit et / ou communiqué sans autorisation.
This document belongs to SFZ. It cannot be reproduced and / or transmitted without authorisation.

Echelle *Scale*

PLAN N° *Drawing N°* PC 01555 D B — Révision *Revision*

SFZ se reserve le droit d'apporter toute modification à ce document dans le cadre des specifications techniques / *SFZ keeps the right to modify this document according to the technical specifications.*